

# Gate Hinges

## Adjustable Pillow Block Hinge

This Continuous duty hinge has a sealed ball bearing and is in a housing that allows the bolt swivel, as well as rotate.



Weight Capacity: 1500 lbs  
 7-3/8" x 7/8" dia. J-Bolt  
 6" x 2" Wide Base Plate  
 Min. Hinge Gap: 4-1/2"  
 Grease Fittings

**H118**

## Adjustable Barrel Hinges Steel Ball Bearing, Grease Fitting

5" Length



**BRHJ5**

Length: 5"  
 5/8" dia. X 3-3/4" Steel J-bolt  
 Chrome Ball Bearing  
**500 lb Capacity**  
 2" min. Hinge Gap  
 Plate Size: 1" x 2" x 3/8" Thick  
 Black Finish

7" Length



**BRHJ7**

Length: 7"  
 3/4" dia. X 5-3/4" Steel J-bolt  
 Chrome Ball Bearing  
**900 lb Capacity**  
 3-1/2" min. Hinge Gap  
 Plate Size: 1-1/2" x 3" x 3/8" Thick  
 Black Finish

## 5" Round Barrel Body Hinge, 5/8" Dia. Stainless Steel Pin Chrome Ball Bearing, Grease Fitting



Height: 5" x 1" Rd. Body  
 Gap: 1-3/4"  
 Rating: 600 lbs per pair  
 Plate Size: 2" H. x 1" W. 3/8" Thick

**BHRD5** With Plates

**BHRD5NP** No Plates

## 7" Round Barrel Body Hinge, 3/4" Dia. Stainless Steel Pin Chrome Ball Bearing, Grease Fitting



Height: 7" x 1-3/8" Rd. Body  
 Gap: 2-1/8"  
 Rating: 900 lbs per pair  
 Plate Size: 3" H. x 1-1/2" W. 3/8" Thick

**BHRD7** With Plates

**BHRD7NP** No Plates

## 7" Round Barrel Body Hinge, 1-1/4" Dia. Stainless Steel Pin Chrome Ball Bearing, Grease Fitting



Extra Heavy Duty Hinges  
 W / Channel Plates

Height: 7" x 2-1/2" Rd. Body  
 Gap: 3-3/4"  
 Rating: 3000 lbs per pair  
 Channel Plate: 2-3/4" L. x 2" W. 3/16" Thick x 3/4" H.

**BHRD7-2 1/2**



## 4" Square Body Hinge, 1/2" Dia. Stainless Steel Pin Chrome Ball Bearing, Grease Fitting



Height: 4" x 1" Sq. Body  
 Gap: 1-1/4"  
 Rating: 400 lbs per pair

**BHSQ4**

## 6" Square Body Hinge, 5/8" Dia. Stainless Steel Pin Chrome Ball Bearing, Grease Fitting



Height: 6" x 1-1/2" Sq. Body  
 Gap: 2"  
 Rating: 600 lbs per pair

**BHSQ6**

## 8" Square Body Hinge, 3/4" Dia. Stainless Steel Pin Chrome Ball Bearing, Grease Fitting



Height: 8" x 2" Sq. Body  
 Gap: 2-1/2"  
 Rating: 1200 lbs per pair

**BHSQ8**

## 5" Rectangular Body Hinge, 5/8" Dia. Stainless Steel Pin Chrome Ball Bearing, Grease Fitting



Height: 5" x 1" x 1-1/4" Rect. Body  
 Gap: 1-1/2"  
 Rating: 600 lbs per pair

**BHRC5**

## 7" Rectangular Body Hinge, 3/4" Dia. Stainless Steel Pin Chrome Ball Bearing, Grease Fitting



Height: 7" x 1-1/4" x 1-3/4" Rect. Body  
 Gap: 2-1/8"  
 Rating: 800 lbs per pair

**BHRC7**

**Zinc Plated 5"**  
**Round Barrel Body Hinge,**  
**5/8" Dia. Chrome Plated Pin**  
 Chrome Ball Bearing, Grease Fitting



Height: 5" x 1" Rd. Body  
 Gap: 1-3/4"  
 Plate Size: 2" H. x 1" W.  
 3/8" Thick

**JSBHRD5**

**Zinc Plated 7"**  
**Round Barrel Body Hinge,**  
**3/4" Dia. Chrome Plated Pin**  
 Chrome Ball Bearing, Grease Fitting



Height: 7" x 1-3/8" Rd. Body  
 Gap: 2-1/8"  
 Plate Size: 3" H. x 1-1/2" W.  
 3/8" Thick

**JSBHRD7**

**Zinc Plated 7"**  
**Round Barrel Body Hinge,**  
**1-1/4" Dia. Chrome Plated Pin**  
 Chrome Ball Bearing, Grease Fitting



Extra Heavy duty Hinges  
 W/ Channel Plates

Height: 7" x 2-1/2" Rd. Body  
 Gap: 3-3/4"  
 Channel Plate: 2-3/4" L. x 3/4" H. x  
 3/8" Thick

**JSBHRD7-2 1/2**

**Zinc Plated 4"**  
**Square Body Hinge,**  
**1/2" Dia. Chrome Plated Pin**  
 Chrome Ball Bearing, Grease Fitting



Height: 4" x 1" Sq. Body  
 Gap: 1-1/4"  
 1/2" Dia. Chrome Plated Pin

**JSBHSQ4**

**Zinc Plated 6"**  
**Square Body Hinge,**  
**5/8" Dia. Chrome Plated Pin**  
 Chrome Ball Bearing, Grease Fitting



Height: 6" x 1-1/2" Sq. Body  
 Gap: 2"  
 5/8" Dia. Chrome Plated Pin

**JSBHSQ6**

**Zinc Plated 8"**  
**Square Body Hinge,**  
**3/4" Dia. Chrome Plated Pin**  
 Chrome Ball Bearing, Grease Fitting



Height: 8" x 2" Sq. Body  
 Gap: 2-1/2"  
 3/4" Dia. Chrome Plated Pin

**JSBHSQ8**

**Zinc Plated Adjustable Barrel Hinges**  
 Steel Ball Bearing, Grease Fitting


**5" Length**



**JSBRHJ5**

Length: 5"  
 5/8" dia. X 3-3/4" Steel J-bolt  
 Chrome Ball Bearing  
 2" min. Hinge Gap  
 Plate Size: 1" x 2" x 3/8" Thick  
 Zinc Plated

**7" Length**




**JSBRHJ7**

Length: 7"  
 3/4" dia. X 5-3/4" Steel J-bolt  
 Chrome Ball Bearing  
 3-1/2" min. Hinge Gap  
 Plate Size: 1-1/2" x 3" x 3/8" Thick  
 Zinc Plated

**POWER HINGE**

**Solid Cold Rolled Steel**

Constructed of solid steel for use on steel gates with steel mounting posts. Designed for industrial applications such as high traffic condominiums. Weight Rating **3000 lbs**




- \* 6-1/4" H. X
- \* 2-1/4" W. x 1-1/2" D.
- \* 3" Hinge Gap
- \* 1-1/2" Gate Frame Min.
- \* **3000 lbs** per pair
- \* 3/4" Stainless Steel Pin
- \* Steel Floating Pin
- \* Bronze Bushings
- \* Maintenance Free
- \* 3/4" Ball Bearing Top & Bottom

**PWRHINGE**

**POWER HINGE 2**

**1/2 Cold Rolled Steel with 1/2 Aluminum**

Half of this hinge is cold rolled solid steel and the other half is aluminum for use on aluminum gates with steel posts. Same size as PWRHINGE. Weight rating: **1000 lbs**




- \* 6-1/4" H. X
- \* 2-1/4" W. x 1-1/2" D.
- \* 3" Hinge Gap
- \* 1-1/2" Gate Frame Min.
- \* **1000 lbs** per pair
- \* 3/4" Stainless Steel Pin
- \* Steel Floating Pin
- \* Bronze Bushings
- \* Maintenance Free
- \* 3/4" Ball Bearing Top & Bottom

**PWRHINGE2**

**POWER HINGE 3**

**All Aluminum Hinge**

Constructed with solid aluminum for use on aluminum gates with aluminum posts. Same size as PWRHINGE. Weight rating: **1000 lbs**



- \* 6-1/4" H. X
- \* 2-1/4" W. x 1-1/2" D.
- \* 3" Hinge Gap
- \* 1-1/2" Gate Frame Min.
- \* **1000 lbs** per pair
- \* 3/4" Stainless Steel Pin
- \* Steel Floating Pin
- \* Bronze Bushings
- \* Maintenance Free
- \* 3/4" Ball Bearing Top & Bottom

**PWRHINGE3**